

Dear parents, this is our homework grid for this half term.

Your child should choose at least 2 tasks from the grid to complete over this half term, in addition to the alternating Maths and English tasks in this homework book each week.








Where appropriate, completed homework can be stuck in the homework book, although this will not be suitable for some of the more practical tasks. Please can parents sign and date the box when homework is completed. Any photos stuck in of a practical task are always welcome. I hope that you will enjoy sharing your child's learning through these activities.

Where a child wants a further challenge for a homework task, there is an extension activity to take the learning a further step.

**Please can parents sign and date the box when a homework is completed.**

## HOMWORK GRID SUMMER 1st HALF TERM

### TOPIC - UNDER THE SEA

<p><b>A Visit</b> Visit an aquarium</p> <p><b>Extension</b> - Take photographs / make sketches and make a scrapbook about your visit</p> 	<p><b>DT</b> Make an octopus! There are some instructions on the class web page. However if you have your own ideas you can be as adventurous as you like.</p>  <p><b>Extension-</b> Can you make another sea creature companion for your octopus?</p>	<p><b>Poem</b></p> <p>Write a poem about the seashore or a sea creature.</p> <p><b>Extension</b> - Present your poem in your best handwriting and with illustrations to decorate.</p> 	<p><b>Poster</b></p> <p>How can we keep the beach clean? Sometimes people visit the beach for picnics. Any rubbish left behind is called litter. Litter can hurt or kill animals and it looks horrible. Lots of rubbish can be recycled. Recycling means collecting rubbish and turning it into new things. Could you make a poster telling people to recycle their litter/ care for the beach environment?</p> 
<p><b>An underwater story</b> Write a story about becoming a mermaid/merman/ fish by magic. How did it happen? What adventures will you have? How does it end?</p> <p><b>Extension-</b> Try to use exciting story language.</p> 	<p><b>A Brochure</b> Make a tourist brochure about a seaside resort of your choice. It can be anywhere in the world.</p> <p><b>Extension</b> - You might like to try making it using ICT.</p> 	<p><b>Seaside holidays in the past</b> Listen to a Victorian child tell you about her trip to the seaside at <a href="https://www.bbc.co.uk/teach/school-radio/audio-stories-victorian-seaside/zfxjkmn">https://www.bbc.co.uk/teach/school-radio/audio-stories-victorian-seaside/zfxjkmn</a></p> <p><b>Extension-</b>Can you research what a bathing machine was?</p> 	<p><b>Science - Materials</b> We are learning all about plants.</p> <p>Can you grow a sunflower at home?</p> 